

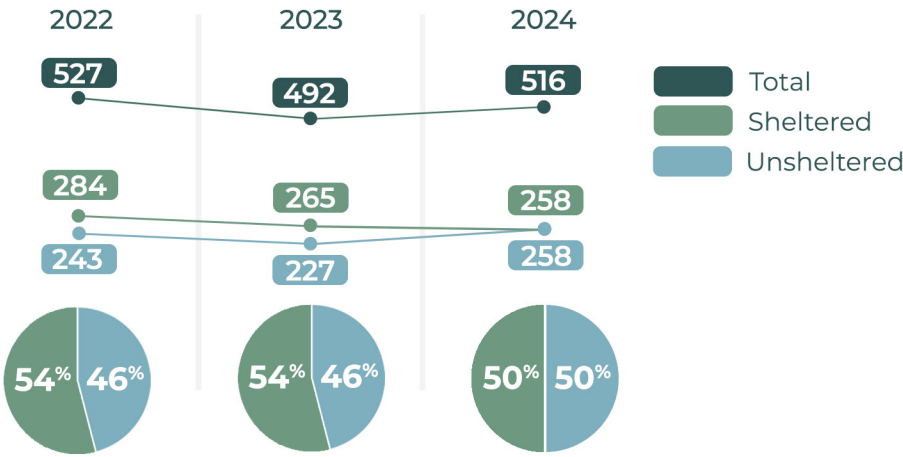
2024 NEVADA POINT-IN-TIME COUNT & SURVEY



Every two years HUD requires during the last 10 days of January, communities across the country conduct comprehensive counts of the local homeless populations in order to measure the prevalence of homelessness in each local Continuum of Care.

The Nevada CoC completes a Point-in-Time count annually. The 2024 Nevada count was a community wide effort conducted on January 24th for where people stayed the night of January 23rd and continued by street outreach teams through February 1st. A survey was administered to 516 unsheltered and sheltered individuals experiencing homelessness in order to profile their experience and characteristics.

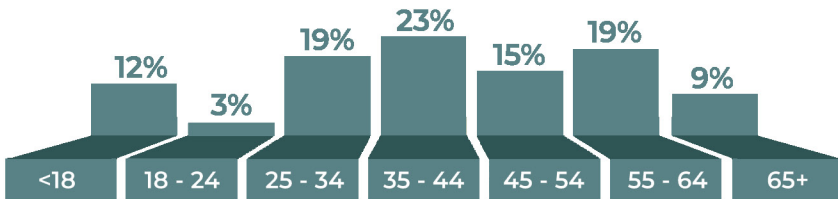
TOTAL POPULATION LONGITUDINAL TREND ^o



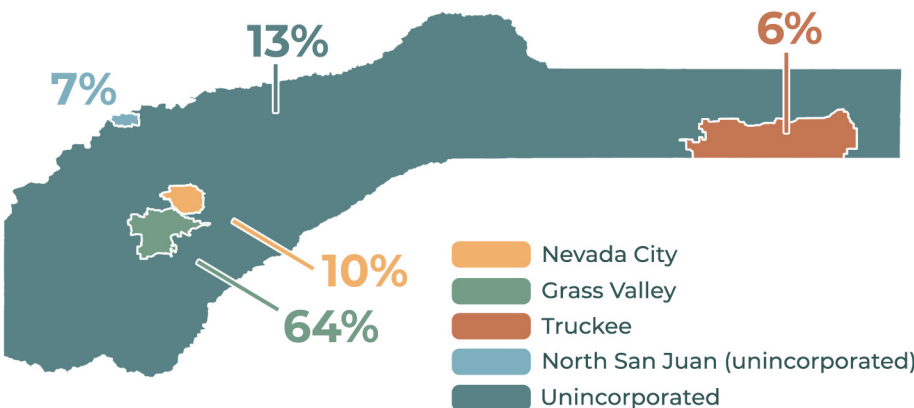
2024 SHELTERED/UNSHELTERED POPULATION ^o



2024 POPULATION BY AGE

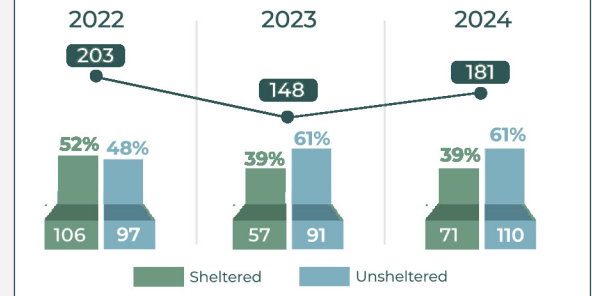


2024 POPULATION BY REGION

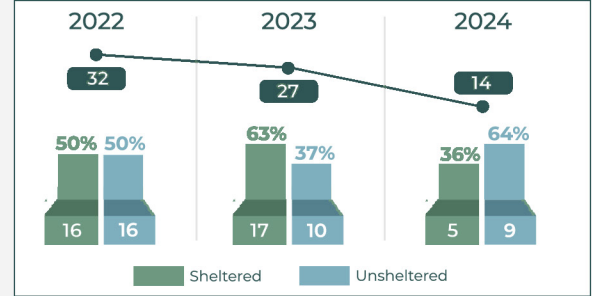


SPECIAL POPULATION DATA

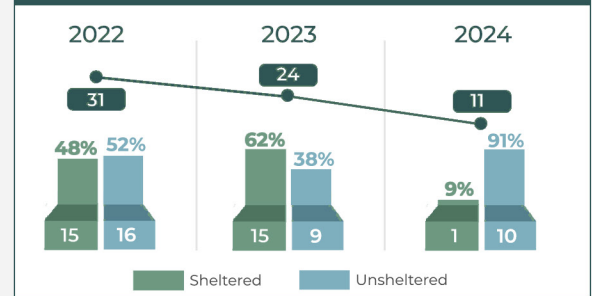
CHRONIC HOMELESSNESS



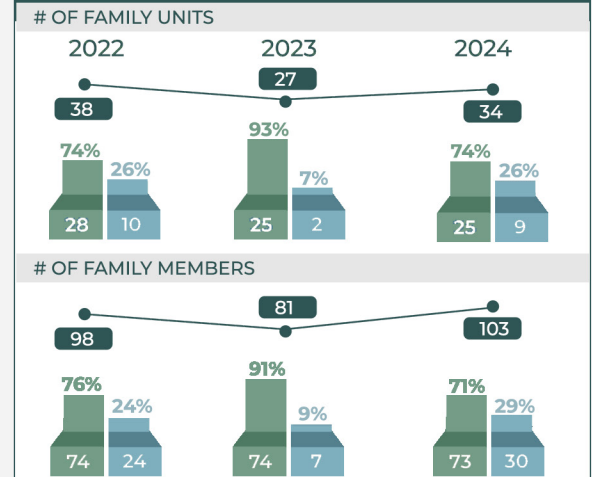
VETERANS



UNACCOMPANIED YOUTH & YOUNG ADULTS



FAMILIES



RESIDENCE AT TIME OF HOMELESSNESS



73%

Nevada County



12%

Other CA County



9%

Out of State



6%

Neighboring County

AGE AT FIRST EPISODE OF HOMELESSNESS



20%

Under 18



21%

18 - 24



59%

25+

FIRST EPISODE OF HOMELESSNESS

35%



are experiencing their first episode of homelessness

SELF REPORTED HEALTH*



54%

Mental Health Disorder



53%

Substance Use Disorder



42%

Physical Disability

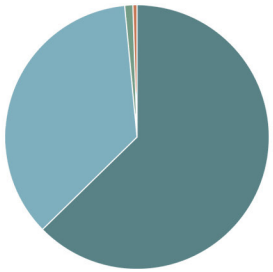
DISABLING CONDITIONS

72%



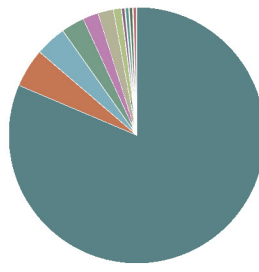
of survey respondents reported having at least one disabling condition

GENDER



63% Man/Boy
36% Woman/Girl
1% Non-binary
<1% Transgender

RACE & ETHNICITY



83% White
5% Hispanic/Latina/e/o
4% Multi-Racial (not Hispanic/Latina/e/o)
3% Black, African American, or African
2% American Indian, Alaska Native, or Indigenous
2% White & Hispanic/Latina/e/o
1% Native Hawaiian or Pacific Islander
<1% American Indian, Alaska Native, or Indigenous & Hispanic/Latina/e/o
<1% Asian or Asian American
<1% Middle Eastern or North African
<1% Multi-Racial & Hispanic/Latina/e/o

SEXUAL ORIENTATION

96%

Heterosexual

4%

LGBTQ+

FOSTER CARE

11%

of survey respondents have been in the foster care system

HISTORY OF DOMESTIC VIOLENCE

15%

of survey respondents reported a history of domestic violence

UNSHeltered POPULATION BY SLEEPING LOCATION



48%

Outdoors/
Tents



48%

Vehicle



4%

Abandoned
Building



<1%

Hotel/
Motel

SUBPOPULATION DEFINITIONS

CHRONIC HOMELESSNESS

An individual with one or more disabling conditions, or a family with a head of household with a disabling condition, who:

- Has been continuously homeless for one year or more and/or;
- Has experienced four or more episodes of homelessness within the past three years.

VETERANS

Persons who have served on active duty in the Armed Forces of the United States. This does not include inactive military reserves or the National Guard unless the person was called up to active duty.

FAMILIES

A household with at least one adult member (persons 18 or older) and at least one child member (persons under 18).

UNACCOMPANIED YOUTH YOUNG ADULTS

Youth under the age of 18 and young adults from the ages of 18 to 24 years old (TAY) who are experiencing homelessness and living without a parent or legal guardian.

+ Multiple response question, results may not add up to 100%.

* Only displaying top responses, all responsive data will be available in full report.

□ Sourced from point-in-time survey data

Note: Some percentages have been rounded so total percentage will equal 100%.